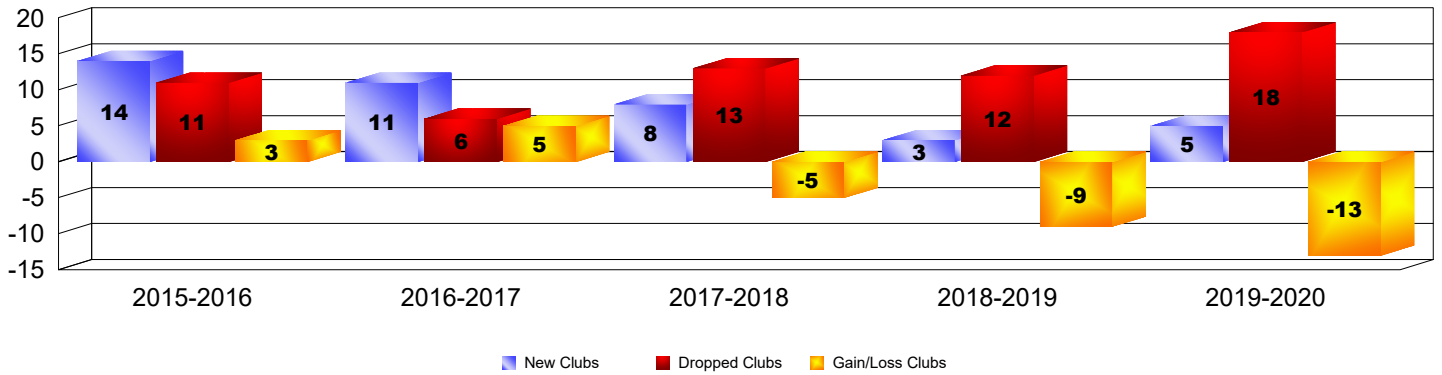


Multiple District 20

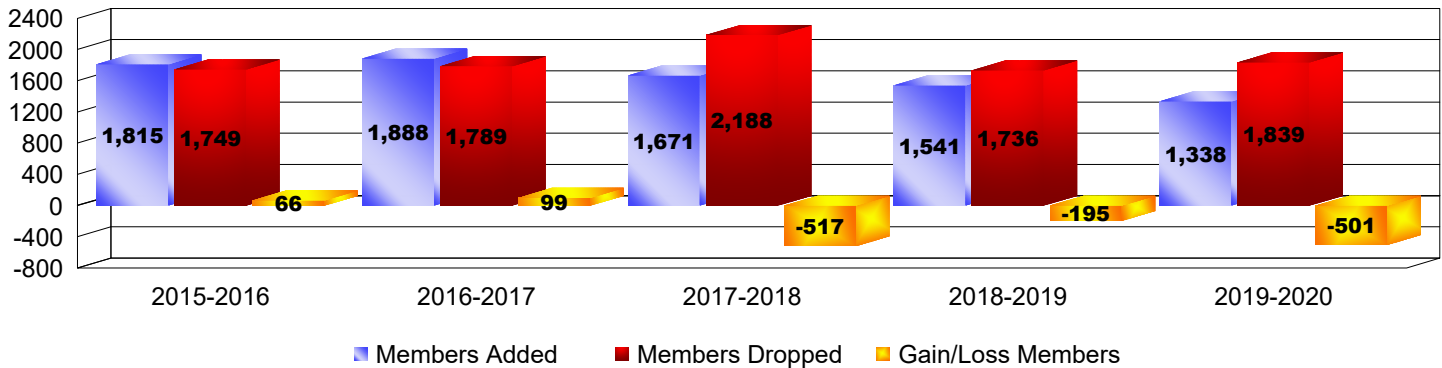
As of June 2020 Cumulative

Year	New Clubs	Dropped Clubs	Gain/Loss Clubs	New Members	Charter Members	Reinstate Members	Transfer Members	Total Member Added	Total Members Dropped	Gain/Loss Members
2015-2016	14	11	3	1,257	396	107	55	1,815	1,749	66
2016-2017	11	6	5	1,393	360	81	54	1,888	1,789	99
2017-2018	8	13	-5	1,321	223	72	55	1,671	2,188	-517
2018-2019	3	12	-9	1,227	138	70	106	1,541	1,736	-195
2019-2020	5	18	-13	993	173	73	99	1,338	1,839	-501
Average	8	12	-4	1,238	258	81	74	1,651	1,860	-210


Clubs



Members



Membership Composition June 2020 Cumulative



Gender Comparison June 2020 Cumulative

